

Especificações:

Potência Max por painel	2KW potência média por painel EIA 7/8"
Ganho	4.8 dBd por componente de campo
Faixa de Frequência	CH 7 ao 13
Polarização	Circular / Elíptica
Diagrama Horizontal	66°
Diagrama vertical	Tilt e null fill opcional (consultar)
Impedância de entrada	50 ohms
VSWR Max na banda	1,1 : 1
Conector de entrada	DIN 7/16"
Dimensões A x L x P	1100 x 1100 x 300
Velocidade Max vento	180 Km/h
Largura de Banda	6 Mhz
Peso	16 Kg
Material empregado	Aluminio
CaAc	0,4 m ²

Modelo:

APVE-(Nº FACES) - (Nº NÍVEIS) - (CONEXÃO) - (POTÊNCIA)

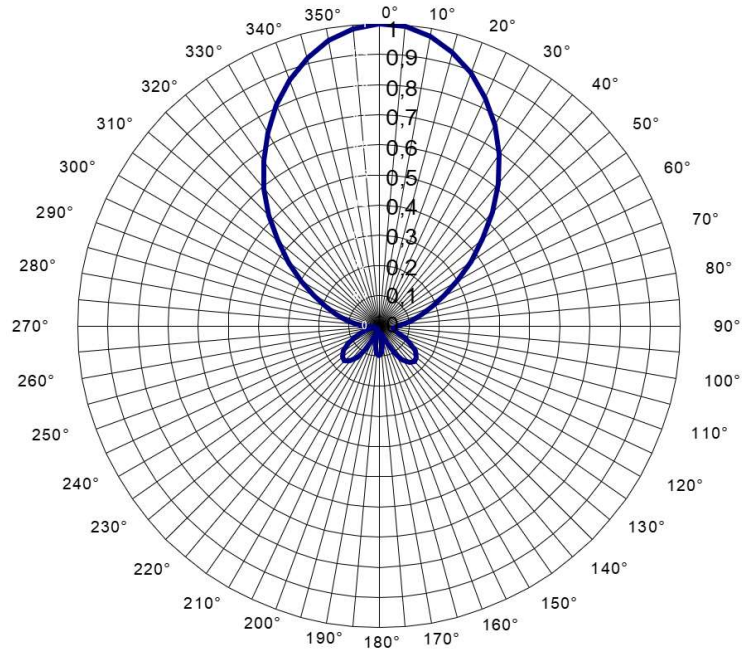
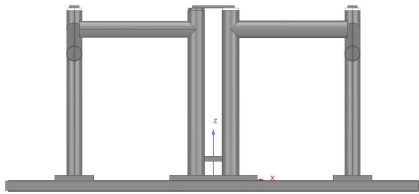
1, 2, 3, 4

1, 2, 3, 4

N, DIN, 7/8

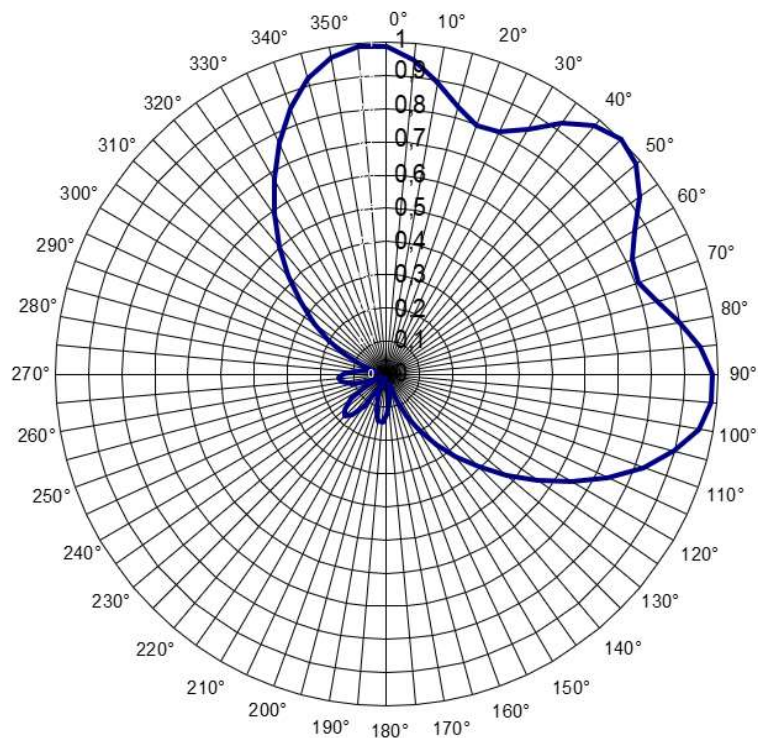
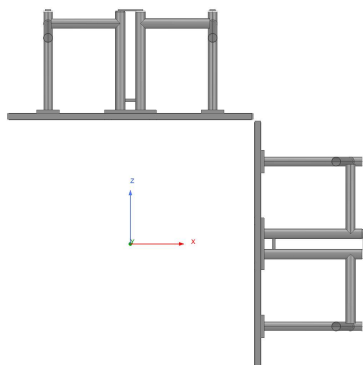
em Kilowatt

Diagrama horizontal escala E/Emax - 1 Face



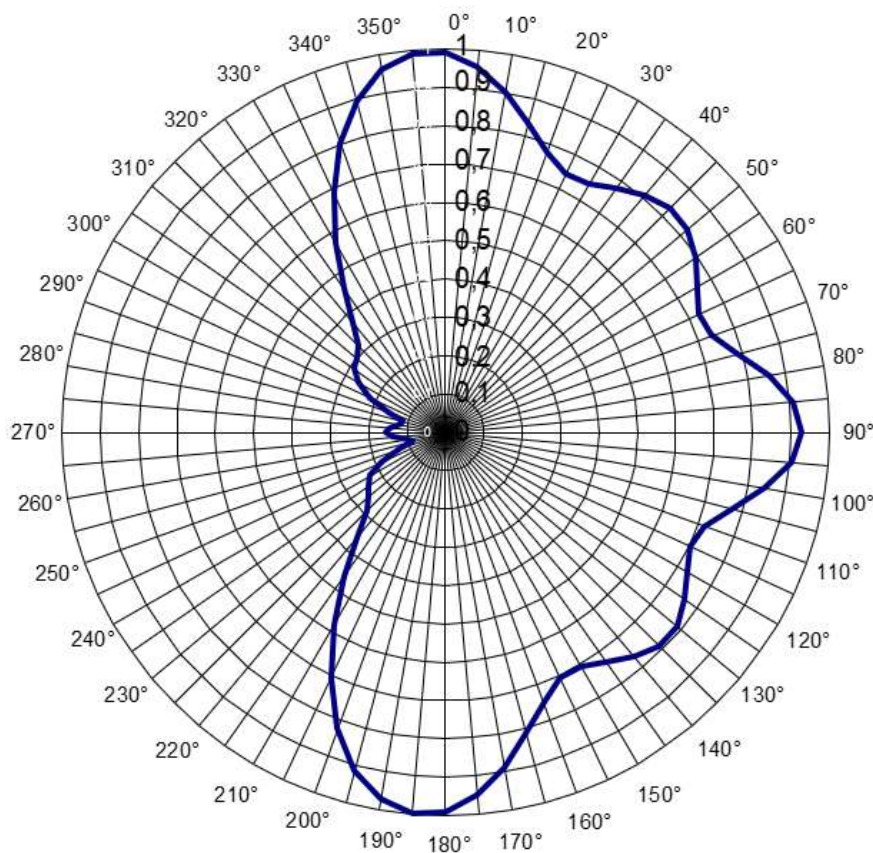
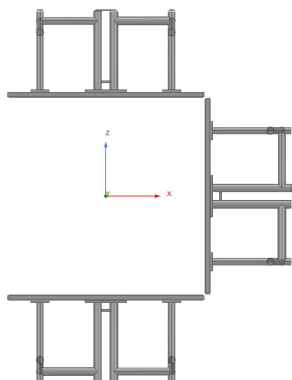
Graus	E/Emax	(dB)	(%)	Graus	E/Emax	(dB)	(%)	Graus	E/Emax	(dB)	(%)	Graus	E/Emax	(dB)	(%)
0°	1	0	100,00%	90°	0,066681	-23,52	0,44%	180°	0,099885	-20,01	1,00%	270°	0,054891	-25,21	0,30%
5°	0,995405	-0,04	99,08%	95°	0,053333	-25,46	0,28%	185°	0,091622	-20,76	0,84%	275°	0,081752	-21,75	0,67%
10°	0,973868	-0,23	94,84%	100°	0,047863	-26,4	0,23%	190°	0,06792	-23,36	0,46%	280°	0,11246	-18,98	1,26%
15°	0,938642	-0,55	88,10%	105°	0,052541	-25,59	0,28%	195°	0,032961	-29,64	0,11%	285°	0,147911	-16,6	2,19%
20°	0,891251	-1	79,43%	110°	0,06847	-23,29	0,47%	200°	0,009772	-40,2	0,01%	290°	0,189889	-14,43	3,61%
25°	0,833681	-1,58	69,50%	115°	0,09279	-20,65	0,86%	205°	0,051642	-25,74	0,27%	295°	0,239883	-12,4	5,75%
30°	0,768245	-2,29	59,02%	120°	0,120504	-18,38	1,45%	210°	0,091728	-20,75	0,84%	300°	0,298882	-10,49	8,93%
35°	0,695024	-3,16	48,31%	125°	0,145714	-16,73	2,12%	215°	0,125748	-18,01	1,58%	305°	0,366016	-8,73	13,40%
40°	0,615177	-4,22	37,84%	130°	0,162742	-15,77	2,65%	220°	0,150141	-16,47	2,25%	310°	0,439036	-7,15	19,28%
45°	0,532108	-5,48	28,31%	135°	0,167302	-15,53	2,80%	225°	0,161994	-15,81	2,62%	315°	0,515822	-5,75	26,61%
50°	0,449262	-6,95	20,18%	140°	0,158307	-16,01	2,51%	230°	0,159221	-15,96	2,54%	320°	0,592925	-4,54	35,16%
55°	0,371108	-8,61	13,77%	145°	0,136144	-17,32	1,85%	235°	0,143054	-16,89	2,05%	325°	0,668344	-3,5	44,67%
60°	0,300954	-10,43	9,06%	150°	0,103514	-19,7	1,07%	240°	0,116681	-18,66	1,36%	330°	0,739605	-2,62	54,70%
65°	0,240713	-12,37	5,79%	155°	0,06368	-23,92	0,41%	245°	0,085704	-21,34	0,73%	335°	0,806306	-1,87	65,01%
70°	0,190108	-14,42	3,61%	160°	0,024774	-32,12	0,06%	250°	0,055017	-25,19	0,30%	340°	0,866962	-1,24	75,16%
75°	0,148252	-16,58	2,20%	165°	0,033189	-29,58	0,11%	255°	0,02884	-30,8	0,08%	345°	0,91939	-0,73	84,53%
80°	0,114025	-18,86	1,30%	170°	0,066988	-23,48	0,45%	260°	0,016749	-35,52	0,03%	350°	0,960506	-0,35	92,26%
85°	0,086896	-21,22	0,76%	175°	0,091201	-20,8	0,83%	265°	0,031623	-30	0,10%	355°	0,988553	-0,1	97,72%

Diagrama horizontal escala E/E_{max} - 2 Faces a 90°



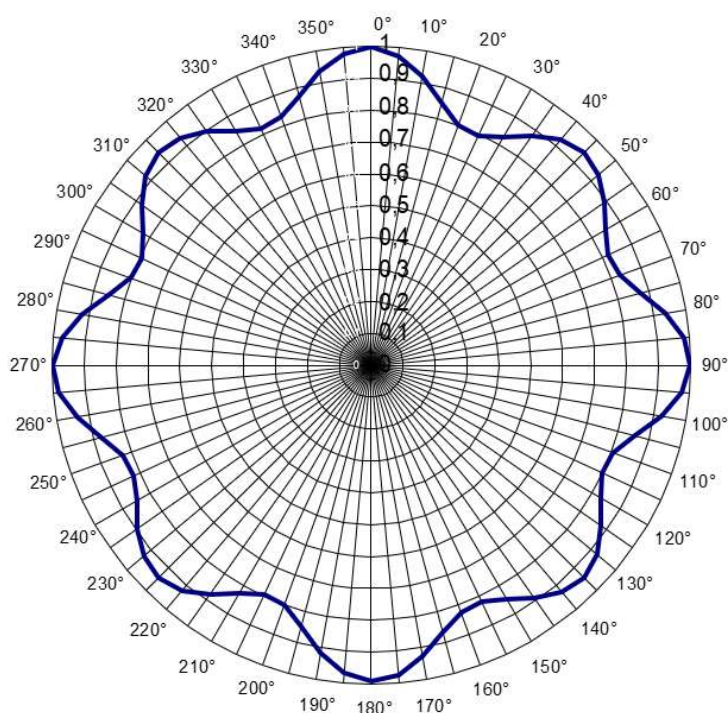
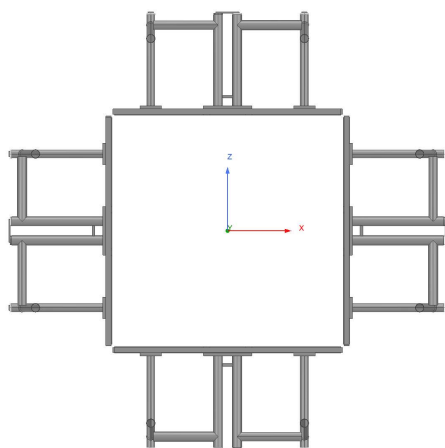
Graus	E/E _{max}	(dB)	(%)	Graus	E/E _{max}	(dB)	(%)	Graus	E/E _{max}	(dB)	(%)	Graus	E/E _{max}	(dB)	(%)
0°	0.9862795	-0.12	97.27%	90°	0.9828789	-0.15	96.61%	180°	0.1240224	-18.13	1.54%	270°	0.1306171	-17.68	1.71%
5°	0.949511	-0.45	90.16%	95°	0.9851446	-0.13	97.05%	185°	0.1440456	-16.83	2.07%	275°	0.0978363	-20.19	0.96%
10°	0.8922776	-0.99	79.62%	100°	0.9560927	-0.39	91.41%	190°	0.1422329	-16.94	2.02%	280°	0.0556545	-25.09	0.31%
15°	0.8327219	-1.59	69.34%	105°	0.8994976	-0.92	80.91%	195°	0.1170847	-18.63	1.37%	285°	0.0353997	-29.02	0.13%
20°	0.7961594	-1.98	63.39%	110°	0.8241381	-1.68	67.92%	200°	0.0707131	-23.01	0.50%	290°	0.078614	-22.09	0.62%
25°	0.8044517	-1.89	64.71%	115°	0.7379042	-2.64	54.45%	205°	0.0104232	-39.64	0.01%	295°	0.1380384	-17.2	1.91%
30°	0.8540828	-1.37	72.95%	120°	0.6471426	-3.78	41.88%	210°	0.0573456	-24.83	0.33%	300°	0.2018366	-13.9	4.07%
35°	0.9215099	-0.71	84.92%	125°	0.5571857	-5.08	31.05%	215°	0.1174898	-18.6	1.38%	305°	0.2694635	-11.39	7.26%
40°	0.9772372	-0.2	95.50%	130°	0.4731513	-6.5	22.39%	220°	0.1606941	-15.88	2.58%	310°	0.3419794	-9.32	11.69%
45°	1	0	100.00%	135°	0.3958221	-8.05	15.67%	225°	0.1782379	-14.98	3.18%	315°	0.419276	-7.55	17.58%
50°	0.9828789	-0.15	96.61%	140°	0.3254618	-9.75	10.59%	230°	0.1671091	-15.54	2.79%	320°	0.5023426	-5.98	25.23%
55°	0.9311079	-0.62	86.70%	145°	0.2606154	-11.68	6.79%	235°	0.1295687	-17.75	1.68%	325°	0.589522	-4.59	34.75%
60°	0.8669619	-1.24	75.16%	150°	0.1997561	-13.99	3.99%	240°	0.0737904	-22.64	0.54%	330°	0.679986	-3.35	46.24%
65°	0.8194076	-1.73	67.14%	155°	0.1406048	-17.04	1.98%	245°	0.0193419	-34.27	0.04%	335°	0.7691304	-2.28	59.16%
70°	0.8100279	-1.83	65.61%	160°	0.0830807	-21.61	0.69%	250°	0.0599101	-24.45	0.36%	340°	0.851138	-1.4	72.44%
75°	0.8433348	-1.48	71.12%	165°	0.0326212	-29.73	0.11%	255°	0.108893	-19.26	1.19%	345°	0.9204496	-0.72	84.72%
80°	0.8984626	-0.93	80.72%	170°	0.042462	-27.44	0.18%	260°	0.1388353	-17.15	1.93%	350°	0.9693933	-0.27	93.97%
85°	0.9516998	-0.43	90.57%	175°	0.0872971	-21.18	0.76%	265°	0.1458814	-16.72	2.13%	355°	0.993116	-0.06	98.63%

Diagrama horizontal escala E/E_{max} - 3 Faces a 90°



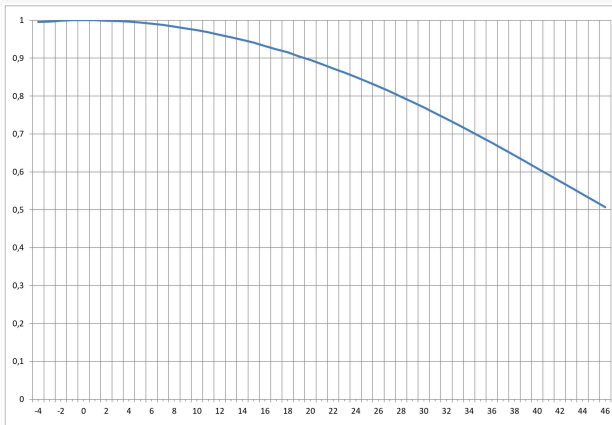
Graus	E/E _{max}	(dB)	(%)	Graus	E/E _{max}	(dB)	(%)	Graus	E/E _{max}	(dB)	(%)	Graus	E/E _{max}	(dB)	(%)
0°	0.9919733	-0.07	98.40%	90°	0.9278975	-0.65	86.10%	180°	0.9919733	-0.07	98.40%	270°	0.1559553	-16.14	2.43%
5°	0.9582967	-0.37	91.83%	95°	0.9046904	-0.87	81.85%	185°	1	0	100.00%	275°	0.1458814	-16.72	2.13%
10°	0.9015711	-0.9	81.28%	100°	0.8443062	-1.47	71.29%	190°	0.9738678	-0.23	94.84%	280°	0.1185769	-18.52	1.41%
15°	0.8346415	-1.57	69.66%	105°	0.7726806	-2.24	59.70%	195°	0.9130614	-0.79	83.37%	285°	0.1135011	-18.9	1.29%
20°	0.7762471	-2.2	60.26%	110°	0.71177943	-2.88	51.52%	200°	0.8222426	-1.7	67.61%	290°	0.1568556	-16.09	2.46%
25°	0.7455899	-2.55	55.59%	115°	0.7038822	-3.05	49.55%	205°	0.7071312	-3.01	50.00%	295°	0.216023	-13.31	4.67%
30°	0.7481695	-2.52	55.98%	120°	0.7269424	-2.77	52.84%	210°	0.5814334	-4.71	33.81%	300°	0.2630268	-11.6	6.92%
35°	0.7762471	-2.2	60.26%	125°	0.762079	-2.36	58.08%	215°	0.459198	-6.76	21.09%	305°	0.289401	-10.77	8.38%
40°	0.8090959	-1.84	65.46%	130°	0.7870458	-2.08	61.94%	220°	0.3576844	-8.93	12.79%	310°	0.3019952	-10.4	9.12%
45°	0.8279422	-1.64	68.55%	135°	0.7879524	-2.07	62.09%	225°	0.2904023	-10.74	8.43%	315°	0.3224779	-9.83	10.40%
50°	0.8231898	-1.69	67.76%	140°	0.7647157	-2.33	58.48%	230°	0.260016	-11.7	6.76%	320°	0.3736801	-8.55	13.96%
55°	0.7943282	-2	63.10%	145°	0.7311391	-2.72	53.46%	235°	0.2466039	-12.16	6.08%	325°	0.4607868	-6.73	21.23%
60°	0.7559621	-2.43	57.15%	150°	0.7055048	-3.03	49.77%	240°	0.2262039	-12.91	5.12%	330°	0.5714786	-4.86	32.66%
65°	0.7294575	-2.74	53.21%	155°	0.7079458	-3	50.12%	245°	0.1857804	-14.62	3.45%	335°	0.6902398	-3.22	47.64%
70°	0.7396053	-2.62	54.70%	160°	0.7481695	-2.52	55.98%	250°	0.130017	-17.72	1.69%	340°	0.8016781	-1.92	64.27%
75°	0.7879524	-2.07	62.09%	165°	0.8147043	-1.78	66.37%	255°	0.0864968	-21.26	0.75%	345°	0.8943345	-0.97	79.98%
80°	0.8540828	-1.37	72.95%	170°	0.8892011	-1.02	79.07%	260°	0.09977	-20.02	1.00%	350°	0.9605058	-0.35	92.26%
85°	0.9088663	-0.83	82.60%	175°	0.9516998	-0.43	90.57%	265°	0.1372461	-17.25	1.88%	355°	0.993116	-0.06	98.63%

Diagrama horizontal escala E/E_{max} - 4 Faces



Graus	E/E _{max}	(dB)	(%)	Graus	E/E _{max}	(dB)	(%)	Graus	E/E _{max}	(dB)	(%)	Graus	E/E _{max}	(dB)	(%)
0°	0.9977001	-0.02	99.54%	90°	1	0	100.00%	180°	0.9919733	-0.07	98.40%	270°	0.9977001	-0.02	99.54%
5°	0.9738678	-0.23	94.84%	95°	0.9772372	-0.2	95.50%	185°	0.9682779	-0.28	93.76%	275°	0.9738678	-0.23	94.84%
10°	0.9183326	-0.74	84.33%	100°	0.9225714	-0.7	85.11%	190°	0.9141132	-0.78	83.56%	280°	0.9183326	-0.74	84.33%
15°	0.851138	-1.4	72.44%	105°	0.8560517	-1.35	73.28%	195°	0.8482034	-1.43	71.94%	285°	0.851138	-1.4	72.44%
20°	0.8016781	-1.92	64.27%	110°	0.807235	-1.86	65.16%	200°	0.7998343	-1.94	63.97%	290°	0.8016781	-1.91	64.42%
25°	0.7934143	-2.01	62.95%	115°	0.7979947	-1.96	63.68%	205°	0.7915895	-2.03	62.66%	295°	0.7952433	-1.99	63.24%
30°	0.8260379	-1.66	68.23%	120°	0.8298508	-1.62	68.87%	210°	0.8250875	-1.67	68.08%	300°	0.8279422	-1.64	68.55%
35°	0.8770008	-1.14	76.91%	125°	0.8800351	-1.11	77.45%	215°	0.8770008	-1.14	76.91%	305°	0.8790225	-1.12	77.27%
40°	0.9225714	-0.7	85.11%	130°	0.9236342	-0.69	85.31%	220°	0.9225714	-0.7	85.11%	310°	0.9236342	-0.69	85.31%
45°	0.9418896	-0.52	88.72%	135°	0.9418896	-0.52	88.72%	225°	0.9418896	-0.52	88.72%	315°	0.9429746	-0.51	88.92%
50°	0.9300365	-0.63	86.50%	140°	0.9300365	-0.63	86.50%	230°	0.9311079	-0.62	86.70%	320°	0.9311079	-0.62	86.70%
55°	0.8933055	-0.98	79.80%	145°	0.8922776	-0.99	79.62%	235°	0.8943345	-0.97	79.98%	325°	0.8943345	-0.97	79.98%
60°	0.8482034	-1.43	71.94%	150°	0.8472274	-1.44	71.78%	240°	0.8491805	-1.42	72.11%	330°	0.8491805	-1.42	72.11%
65°	0.8203515	-1.72	67.30%	155°	0.817523	-1.75	66.83%	245°	0.8212966	-1.71	67.45%	335°	0.8203515	-1.72	67.30%
70°	0.8298508	-1.62	68.87%	160°	0.8250875	-1.67	68.08%	250°	0.8298508	-1.62	68.87%	340°	0.8288959	-1.63	68.71%
75°	0.873977	-1.17	76.38%	165°	0.8689604	-1.22	75.51%	255°	0.8749838	-1.16	76.56%	345°	0.8729714	-1.18	76.21%
80°	0.9343294	-0.59	87.30%	170°	0.9278975	-0.65	86.10%	260°	0.9343294	-0.59	87.30%	350°	0.9332543	-0.6	87.10%
85°	0.9828789	-0.15	96.61%	175°	0.9761128	-0.21	95.28%	265°	0.9828789	-0.15	96.61%	355°	0.9806183	-0.17	96.16%

Diagrama vertical escala E/Emax - 1 Nível



Graus	dB	E/Emax	Graus	dB	E/Emax
0	0,00	1,00	11	-0,28	0,97
1	0,00	1,00	12	-0,34	0,96
2	-0,01	1,00	13	-0,40	0,95
3	-0,02	1,00	14	-0,46	0,95
4	-0,03	1,00	15	-0,53	0,94
5	-0,05	0,99	16	-0,61	0,93
6	-0,08	0,99	17	-0,69	0,92
7	-0,11	0,99	18	-0,77	0,92
8	-0,15	0,98	19	-0,87	0,90
9	-0,19	0,98	20	-0,96	0,90
10	-0,23	0,97	21	-1,07	0,88

Graus	dB	E/Emax	Graus	dB	E/Emax
22	-1,18	0,87	33	-2,80	0,72
23	-1,29	0,86	34	-2,99	0,71
24	-1,41	0,85	35	-3,19	0,69
25	-1,54	0,84	36	-3,39	0,68
26	-1,67	0,83	37	-3,61	0,66
27	-1,81	0,81	38	-3,83	0,64
28	-1,96	0,80	39	-4,06	0,63
29	-2,11	0,78	40	-4,30	0,61
30	-2,27	0,77	41	-4,55	0,59
31	-2,44	0,76	42	-4,80	0,58
32	-2,62	0,74	43	-5,06	0,56